

District Data 2016-2017

February 23, 2017



Data Collection Tools

K-4 DRA

K-3 Foundations

K-3 SmartyAnts

3-8 Achieve3000

5-8 iReady

Districts Using Achieve3000

Blind Brook

Nyack

Carmel

Pearl River

Lakeland

Ramapo

Nanuet

South Orangetown

New Rochelle

White

Plains

Districts Using iReady

Hastings

Peekskill

Katonah

Mt. Pleasant

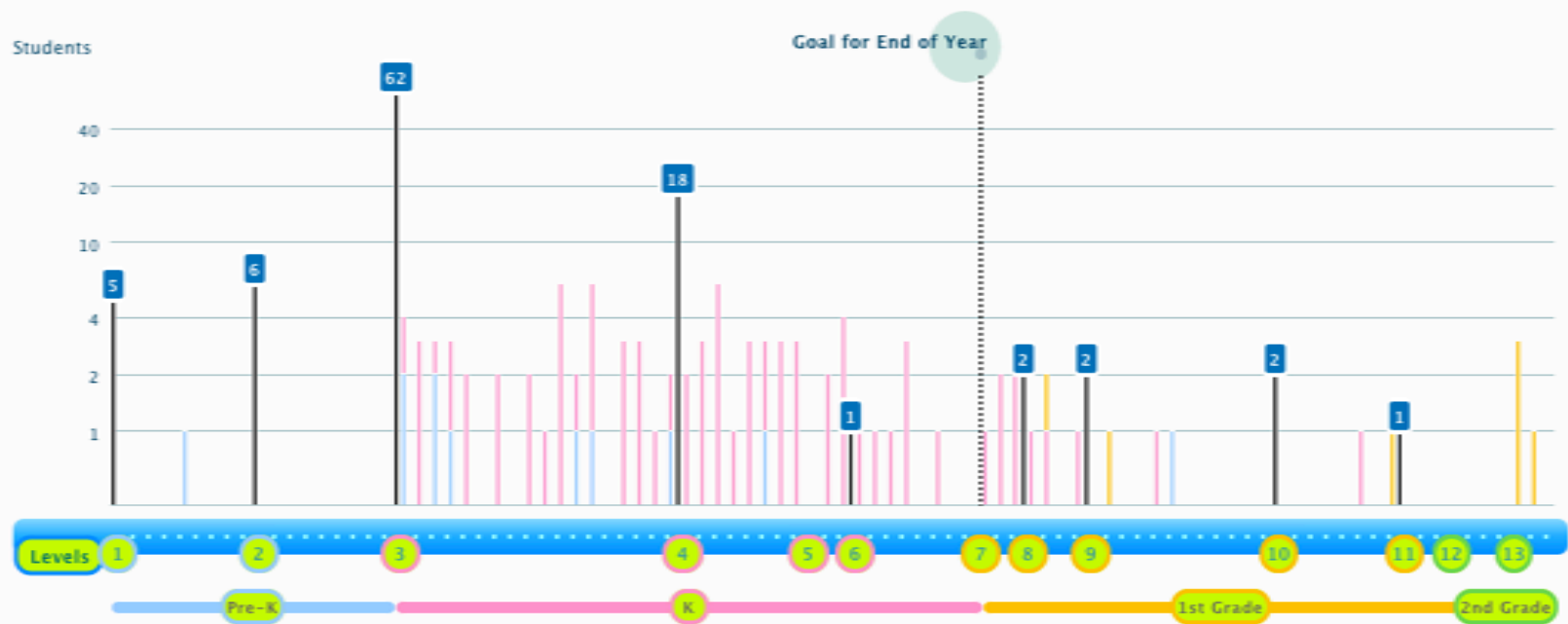
Mt. Vernon

Pleasantville

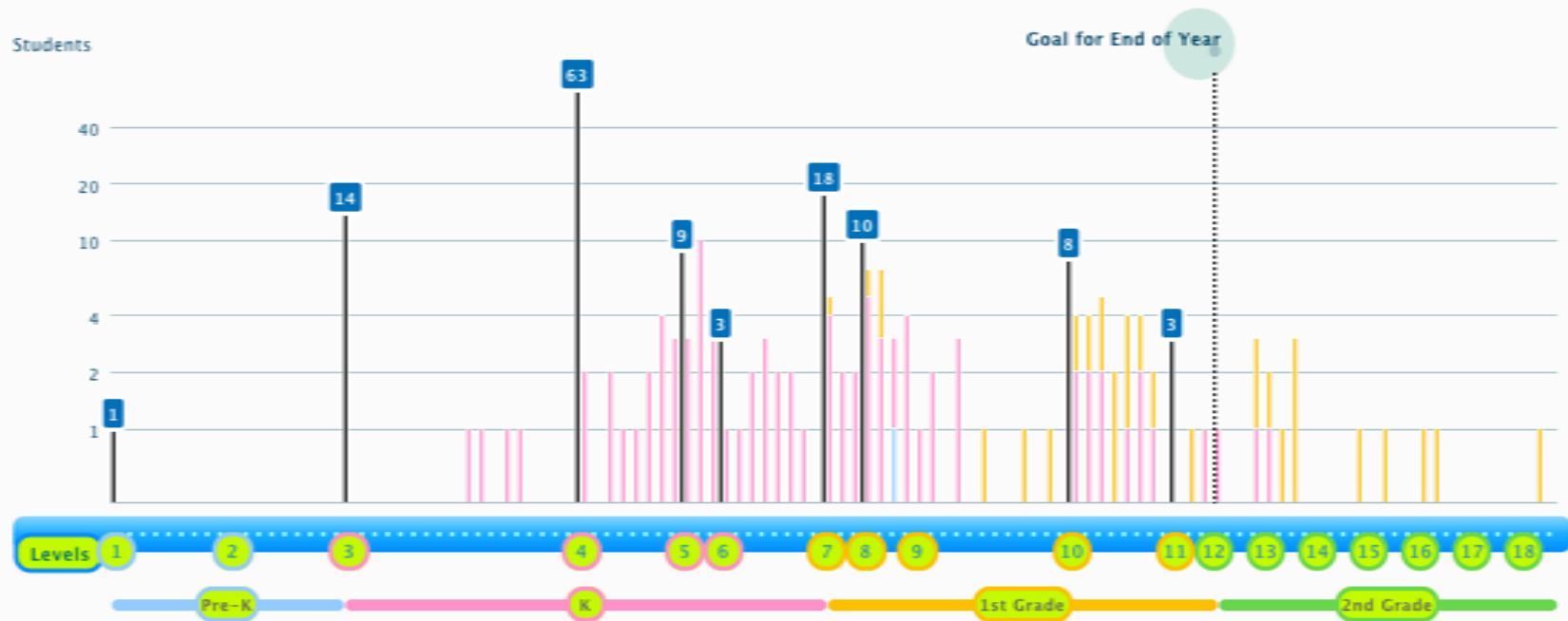
Ossining

Rye Neck

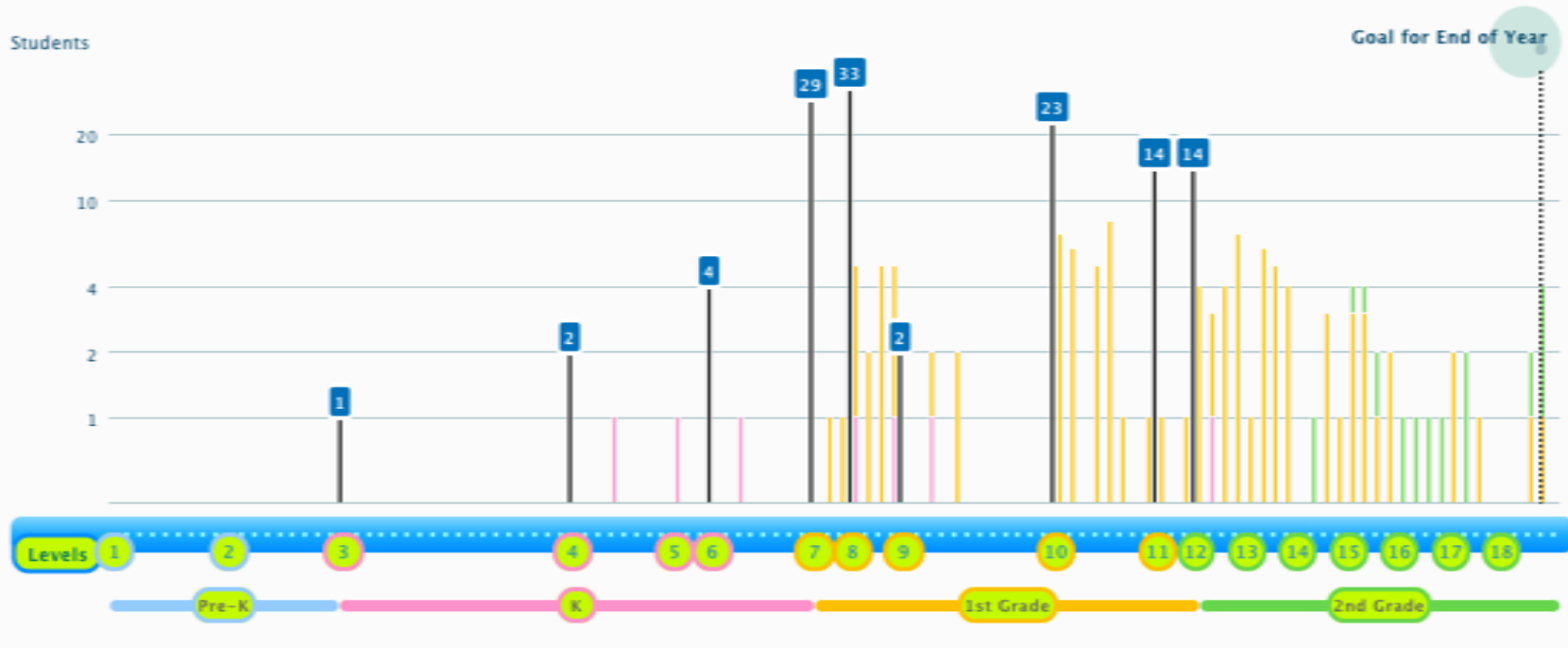
SmartyAnts Kindergarten



SmartyAnts Grade 1



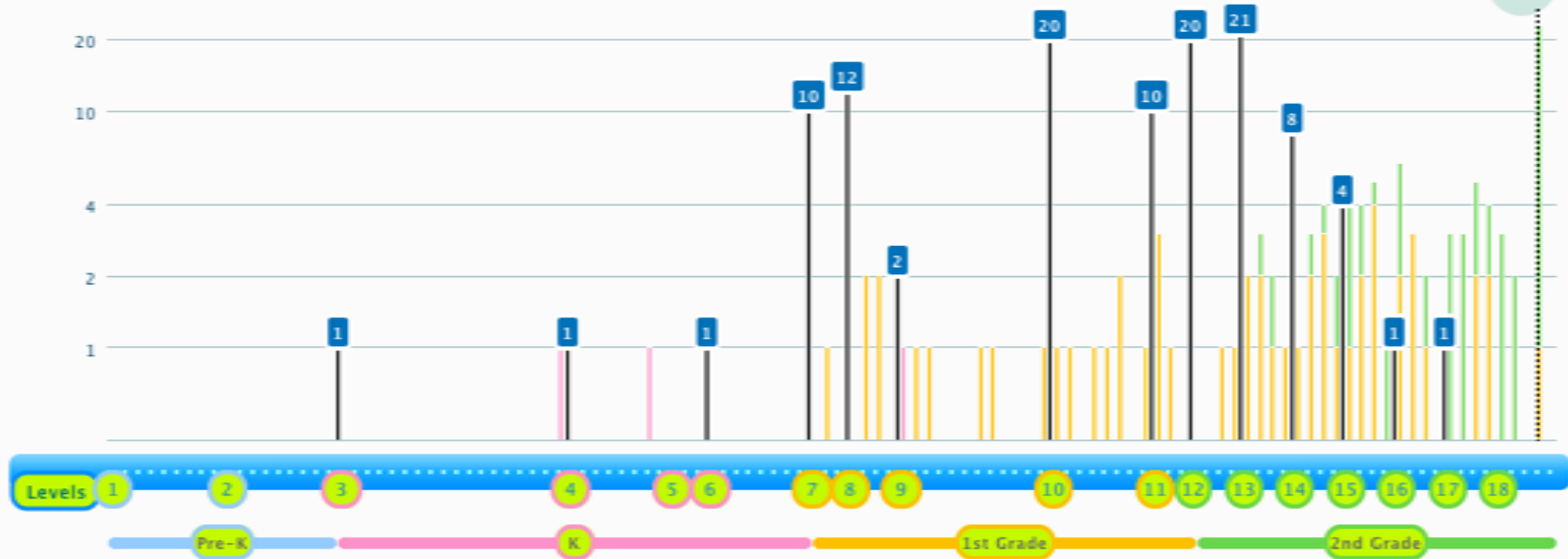
SmartyAnts Grade 2



SmartyAnts Grade 3

Students

Goal for End of Year



Achieve3000 Average Lexile Growth

Grade	November 2015 - June 2016	October 2016 - February 2017
3	+93	+16
4	+64	+31
5	+55	+46
6	+148	+79
7	+34	+66
8	+44	+38

iReady Reading

Grade Level	Average Scale Score Increase Achieved	Average Target Growth for One Year
Grade 5	+15	19
Grade 6	+10	15
Grade 7	+9	13
Grade 8	+11	13

iReady Reading

School Summary ?

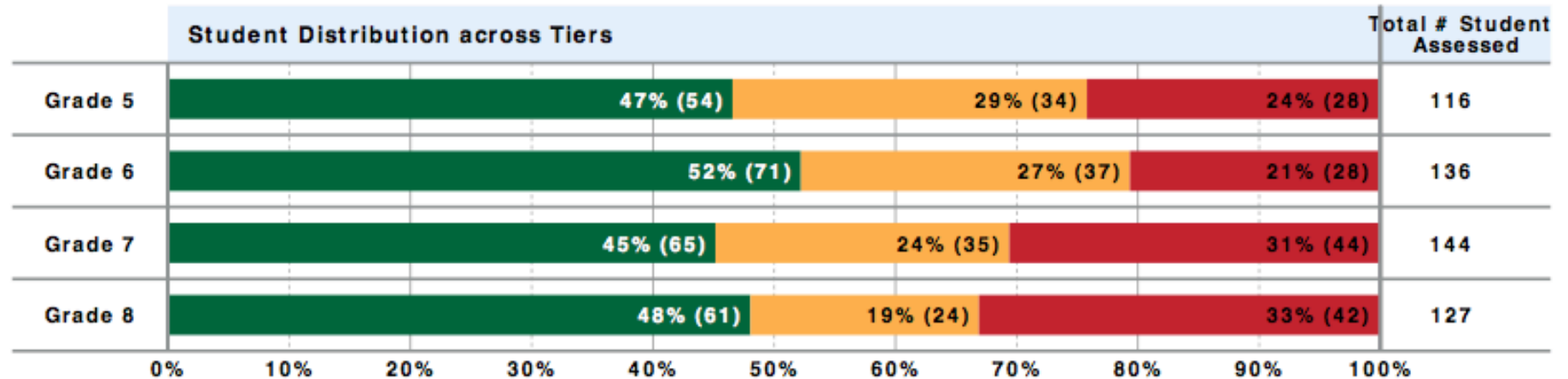
523 out of 546 Students Tested



iReady Reading

Detail by Grade

■ Tier 1: On or Above Level ■ Tier 2: 1 Level below ■ At risk for Tier 3: > 1 Level below



K-8 Literacy Coach/Coordinator

Analyze state test data

Quarterly Data Meetings

ELA Department Meetings
Meetings

Reading AIS Department

Demo lessons in classes

RTI Meetings/RTI Direct


Achieve3000/SmartyAnts

iReady support

Accelerated Reader


Wordly Wise

Accelerated Reader

 **Reading Challenge**
February 1 - April 7

Steps for students:
1st: Read a book of your choice
2nd: Score 70 or more on AR Quiz
3rd: Repeat often

The grade with the most points wins the reward of their choice!
See your student government representatives for details on the reward your grade has chosen.



Check the posters outside of the Literacy Center to see your grade's progress.

Grade 5	125
Grade 6	44
Grade 7	58
Grade 8	23
Teachers	11

Math Instructional Support Specialist/AIS Math

Summer work PD

Parent Test Review meetings

Grade-level Math Meetings

Demo lessons in classes

Classroom Assessment PD

Quarterly Data Meetings

AIS Department Meetings

iReady support

Math AIS at the ES

5th Grade Fall/Winter

	● Fall - 11/09/2016 - 12/01/2016	Student Placement Distribution		
	Average Scale Score ?	> 1 Level Below	< 1 Level Below	On or Above Level
Overall Math Level	469	26	43	47
Number and Operations	473	8	54	54
Algebra and Algebraic Thinking	469	21	53	42
Measurement and Data	472	22	34	60
Geometry	460	43	43	30
	● Winter - 02/08/2017 - 02/17/2017	Student Placement Distribution		
	Average Scale Score ?	> 1 Level Below	< 1 Level Below	On or Above Level
Overall Math Level	478	18	38	62
Number and Operations	485	8	36	74
Algebra and Algebraic Thinking	478	10	47	61
Measurement and Data	476	20	32	66
Geometry	469	26	48	44

6th Grade Fall/Winter

	Fall - 11/09/2016 - 12/01/2016	Student Placement Distribution		
	Average Scale Score ?	> 1 Level Below	< 1 Level Below	On or Above Level
Overall Math Level	486	26	58	56
Number and Operations	489	21	49	70
Algebra and Algebraic Thinking	483	26	63	51
Measurement and Data	490	22	38	80
Geometry	484	34	53	53
	Winter - 02/08/2017 - 02/17/2017	Student Placement Distribution		
	Average Scale Score ?	> 1 Level Below	< 1 Level Below	On or Above Level
Overall Math Level	495	12	49	76
Number and Operations	498	12	35	90
Algebra and Algebraic Thinking	495	14	51	72
Measurement and Data	495	14	41	82
Geometry	489	19	64	54

7th Grade Fall/Winter

		Student Placement Distribution		
● Fall - 11/09/2016 - 12/01/2016				
Average Scale Score ?		> 1 Level Below	< 1 Level Below	On or Above Level
Overall Math Level	499	28	56	61
Number and Operations	506	21	48	76
Algebra and Algebraic Thinking	502	30	44	71
Measurement and Data	495	32	43	70
Geometry	490	43	58	44
● Winter - 02/08/2017 - 02/17/2017				
Average Scale Score ?		> 1 Level Below	< 1 Level Below	On or Above Level
Overall Math Level	503	24	47	69
Number and Operations	509	18	41	81
Algebra and Algebraic Thinking	503	30	40	70
Measurement and Data	497	29	43	68
Geometry	500	35	43	62

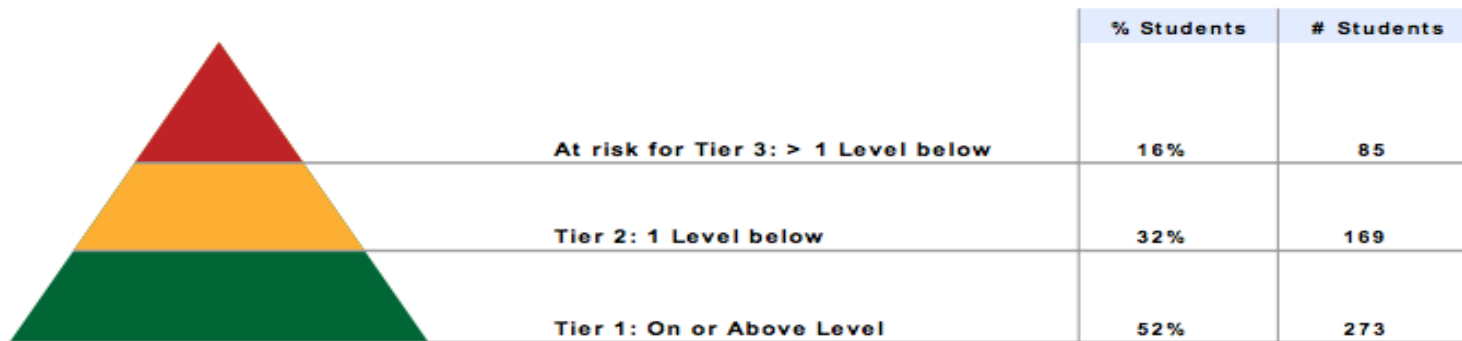
8th Grade Fall/Winter

	● Fall - 11/09/2016 - 12/01/2016	Student Placement Distribution		
	Average Scale Score ?	> 1 Level Below	< 1 Level Below	On or Above Level
Overall Math Level	507	36	41	50
Number and Operations	513	26	37	64
Algebra and Algebraic Thinking	503	42	39	46
Measurement and Data	506	35	31	61
Geometry	503	43	41	43
	● Winter - 02/08/2017 - 02/17/2017	Student Placement Distribution		
	Average Scale Score ?	> 1 Level Below	< 1 Level Below	On or Above Level
Overall Math Level	511	31	34	63
Number and Operations	514	27	32	69
Algebra and Algebraic Thinking	510	33	33	62
Measurement and Data	509	30	26	72
Geometry	511	46	21	61

School Summary

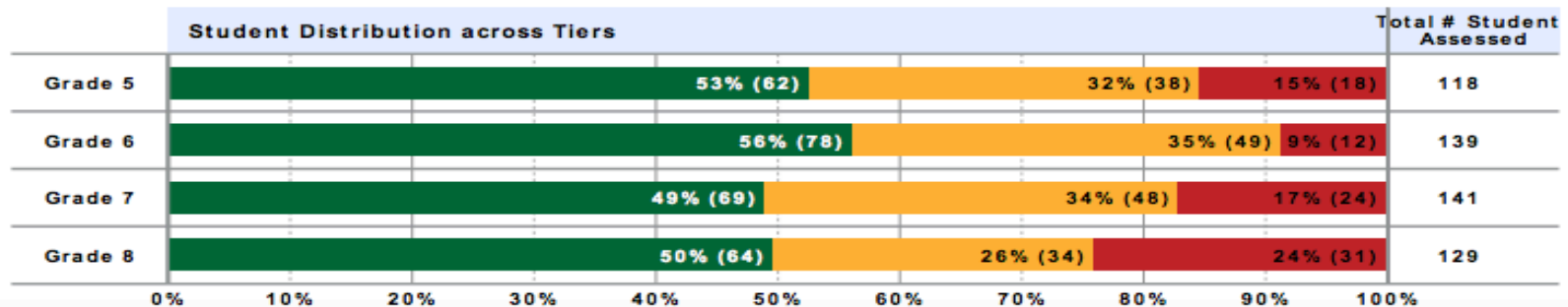
School Summary

527 out of 546 Students Tested



Detail by Grade

■ Tier 1: On or Above Level
 ■ Tier 2: 1 Level below
 ■ At risk for Tier 3: > 1 Level below



iReady Math

Grade Level	Average Scale Score Increase Achieved	Average Target Growth for One Year
Grade 5	+10	20
Grade 6	+10	13
Grade 7	+8	11
Grade 8	+9	11